

Transition Workbook

Moving from Primary to Secondary School is an exciting, but sometimes scary time! A new building, new rules, new teachers, new routines and new friends are just some of the changes you will experience but this booklet will help you get used to some of the routines and features of your new school!

Congratulations on winning a place at our fantastic school



Be Exceptional ★ Be Exceptional ★ Be Exceptional ★ Be Exceptional



Be Exceptional.

All About Me

Draw a self portrait here.

Name:

Birthday:

My Primary School:

Eye Colour:

Hair Colour:

Height:

Favourite Colour	
Favourite Animal	
If I could have a superpower, I'd....	
Favourite School Subject	
Best place I've ever been to...	
Dream country to visit...	
If I could travel back in time, I'd go to...	
My dream job is...	

My Journey so Far

Life is a journey! Think back through primary school and write down your favourite memories or events that have shaped you to become the amazing person you are

Year 1 in Primary school



Starting Year 7



Which description best fits you?

Read carefully and put an X beside the one you think you are.



You avoid difficult tasks

You see hard tasks
As challenges

You have low
Commitment to studies

You believe failures are a
chance to improve next time

If you fail, you
dwell on it
Or blame teachers

You have a strong
sense
of confidence

You are slow to
recover
your confidence

You believe you can
do it

My New Secondary School

Full Name of the School	
School Address	
School Telephone Number	
Name of the Head Teacher	
School Starts at	
School Finishes at	
I will get to school by	
How long will it take you to get to school?	
What time will you have to leave home?	

Add 10 words around the image below to describe your new school .



Moving to Your New School

- List 4 things you are most excited about moving to Millfield
 - 1.
 - 2.
 - 3.
 - 4.
- List 4 things you are a little worried/nervous about
 - 1.
 - 2.
 - 3.
 - 4.
- List 4 things you would like to know about Millfield
 - 1.
 - 2.
 - 3.
 - 4.
- List 4 things that will help you when moving to Millfield
 - 1.
 - 2.
 - 3.
 - 4.
- List 4 differences between your primary school and Millfield
 - 1.
 - 2.
 - 3.
 - 4.

Subjects at your New School

Find the subjects below in the Word search – they are vertical, horizontal and diagonal!

M	A	F	S	E	H	M	G	E	O	H	I	M	J	E	E	A
F	M	A	M	W	S	L	U	S	M	I	S	E	T	T	I	S
R	U	D	A	N	C	E	Z	S	A	C	P	N	U	H	A	I
A	F	G	T	R	D	P	W	R	I	I	A	G	T	I	N	U
H	S	R	H	P	G	R	T	E	N	C	I	T	O	C	A	O
J	T	A	S	L	U	B	N	Y	R	A	N	E	R	S	S	L
T	U	B	J	E	I	C	Q	L	E	R	M	X	T	A	S	S
E	E	A	U	H	E	M	U	A	H	S	U	D	I	N	E	F
N	F	X	L	G	E	O	G	R	A	P	H	Y	M	D	M	R
G	I	M	T	V	M	A	I	T	Y	E	O	A	E	M	B	E
L	O	A	I	I	O	T	O	H	R	T	T	S	C	O	L	N
I	P	T	E	E	L	G	R	D	U	O	E	R	A	R	Y	C
S	P	U	F	O	S	E	E	K	R	M	P	T	T	A	E	H
H	I	S	T	O	R	Y	S	C	S	A	S	M	E	L	R	A
E	N	J	V	E	P	I	F	J	N	O	M	U	R	S	B	K
J	K	C	A	T	E	R	I	N	G	C	N	A	R	P	U	M
Y	Z	X	T	L	S	V	Z	C	O	M	P	U	T	I	N	G

Maths
English
Science
Geography
History
Art
Music
PE
Drama


Dance
Textiles
Catering
Computing
French
Assembly
Tutor Time

Subjects at your New School

Match up the subject to the correct icon




Maths



English



Science



Geography



History



Art



Music



PE

Drama

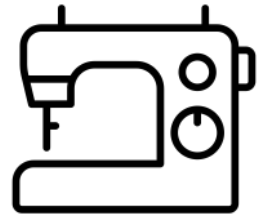


Dance



Textiles

Food Tech



Computing

Personal, Social Health



Education

French



Tutor Time



What a Year 7 Millfield Time Table looks like

	1Mon	1Tue	1Wed	1Thu	1Fri
Reg	Rg RB H2	Rg RB H2	Rg RB H2	Rg RB H2	Rg RB H2
1	Pe CAL	En ACO J4	Hu GHI F8	Sc TGN D2	Hu GHI F8
2	Te CPN A24	Hu KEL F7	Re JCG F5	Ma LJ A33	Pe KEL
3	Fr CMR A33	Te CPN A24	Cs LHY A26	Mu CHH A19	Dm AKM A17
4	Hu ELW G9	Ma LJ A33	En CAG A14	Da CLO A15	Sc TGN D2
5	Ma LJ A33	Sc TGN C5	Ar NJP A27	Fr CMR B4	En ACO J4

	2Mon	2Tue	2Wed	2Thu	2Fri
Reg	Rg RB H2	Rg RB H2	Rg RB H2	Rg RB H2	Rg RB H2
1	Pe CAL	En ACO J4	Hu GHI F8	Sc TGN D2	Hu GHI F8
2	Te CPN A24	Hu KEL F7	Re JCG F5	Ma LJ A33	Pe KEL
3	Fr CMR A33	Te CPN A24	Cs LHY A26	Mu CHH A19	Dm AKM A17
4	Hu ELW G9	Ma LJ A33	En CAG A14	Da CLO A15	Sc TGN D2
5	Ma LJ A33	Sc TGN C5	Ar NJP A27	Fr CMR B4	En ACO J4

ACO: Miss A Cook
 AKM: Miss A Kilmartin
 CAG: Miss C A Gower
 CAL: Mrs C A Laycock
 CHH: Mrs C H B Hill
 CLO: Miss C A Longworth
 CMR: Miss C M Racine
 CPN: Miss C P Norman
 <etc.>

GHI: Miss G Higgins
 JCG: Miss J B Copping
 KEL: Miss K Elliott
 LHY: Miss L Hully
 LJ: Mrs L Jolley
 NJP: Mr N J Power
 RB: Mr R Blunden
 TGN: Mr T Grayston

Your Timetable

	Monday	Tuesday	Wednesday	Thursday	Friday
Form Time 08:25 - 8:45		ASSEMBLY			
Period 1 08:45 -09:45	MATHS VLT H6	SCIENCE CCX D4	ENGLISH SHO J6	FOOD TECH CPN A24	PE RBY (Always go to PE Changing Rooms)
Period 2 09:45-10:45	ENGLISH SHO J6	MATHS VLT H6	HISTORY KEL F5	FOOD TECH CPN A24	PE RBY (Always go to PE Changing Rooms)
BREAK 10:45-11.05					
Period 3 11:05-12:05	GEOGRAPHY ERO F1	ENGLISH SHO J6	ART REN A21	ART REN A21	MATHS VLT H6
Period 4 12:05-13:05	SCIENCE CCX D4	ENGLISH SHO J6	MATHS VLT H6	SCIENCE CCX D4	GEOGRAPHY ERO F1
LUNCH 13:05-13:50					
Period 5 13:50-43:50	COMPUTING LHU A26	RESISTANCE Materials SWI A29	DRAMA CLO Theatre	MATHS VLT H6	ENGLISH SHO j6
Extra- Curricular 14:40-15:40		STEM CLUB			Dance CLUB

- What lesson do you have at 13:50 on Thursday?.....
- What are the initials of your Geography teacher?
- How many minutes does each lesson last?
- How long is Form time?
- Which days will you need your PE kit (you will need it for dance as well)

What happens in a school day?

Each school day looks like this:

- Registration: 8:25am – 8:45am
- Lesson 1: 8:45am – 9:45am
- Lesson 2: 9:45am – 10:45am
- Break: 10:45am – 11:05am
- Lesson 3: 11:05am – 12:05pm
- Lesson 4: 12:05pm – 1:05pm
- Lunch: 1:05pm – 1:50pm
- Lesson 5: 1:50pm – 2:50pm
- Finish: 2:50pm

The Millfield Way: Our Positive Behaviour Expectations

Smart in appearance

Manners & respect

Achieve & attend

Resilient in attitude

Tolerant of others

Be SMART to earn house points!

Our SMART Expectations/Behaviour Policy applies to the way we choose to conduct ourselves, the way that we behave towards other people, and the way that we behave in our lessons. They are expectations, because we are expected to behave in this way; it is not a choice. The expectation that we have is that we all behave in a way that means that we are calm, collected and respectful towards one another, and that we arrive for our lessons punctual and prepared.

Match the correct description to each letter of SMART!

Turning up on time to lessons

Working successfully as part of a team

Being respectful of other peoples beliefs

Having your shirt tucked in neatly

Contributing to lessons

High level of respect shown to all

Saying good morning to people as you pass

Supporting others

Holding the door open for a teacher

Having a pen, pencil and ruler in lesson

Consistent punctuality over the whole year

I am calmly able to look at a problem and try solve it

Turning up on time to lessons

Gaining as many house points in each lesson

Going above and beyond with your work

Staying calm if something goes wrong

Being respectful to other staff and students

Sitting with someone who is alone at lunch

Apologising if you have done something hurtful

Never giving up

Discussing issues with a teacher rather

Remembering your homework

Becoming a form Captain

Asking for help when needed


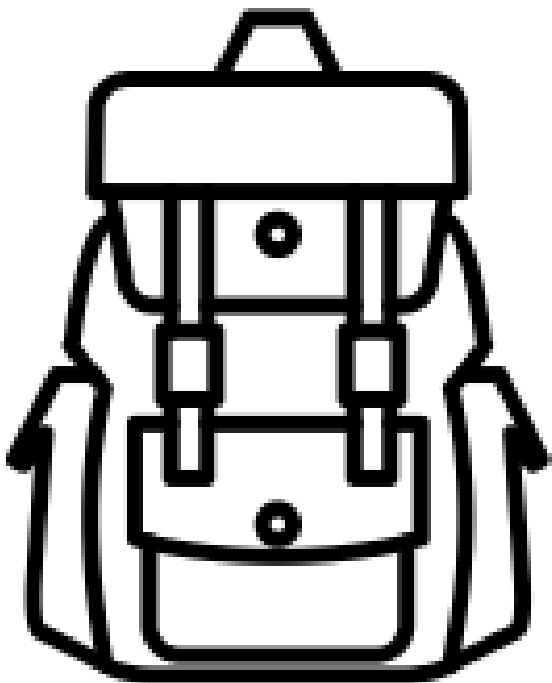

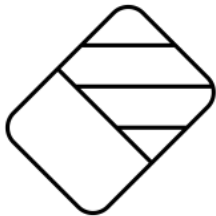
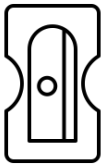

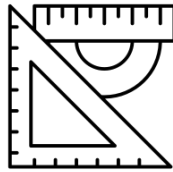
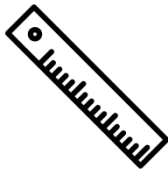
Turning up on time to lessons

100% attendance

You see hard tasks as challenges


Equipment

At secondary school, you will be moving around to different classrooms for different lessons. You could be in 7 classrooms in one day. This means that you need to bring all the equipment you will require with you for the day. You can keep larger items such as your PE kit in your locker, however you can only go to your locker before school, at break and lunchtime and at the end of the day. Below are some items you will need to bring – can you identify them and add anything else?



Looking Smart at Secondary School

One of the different things about moving to secondary school is the change in what you will wear. At *Millfield*, we pride ourselves on looking smart and professional at all times. Use the school website or the information booklet to draw and label the school uniform you will wear onto the Lego figure



Why is wearing the correct school uniform important?

.....

.....

.....

.....

.....

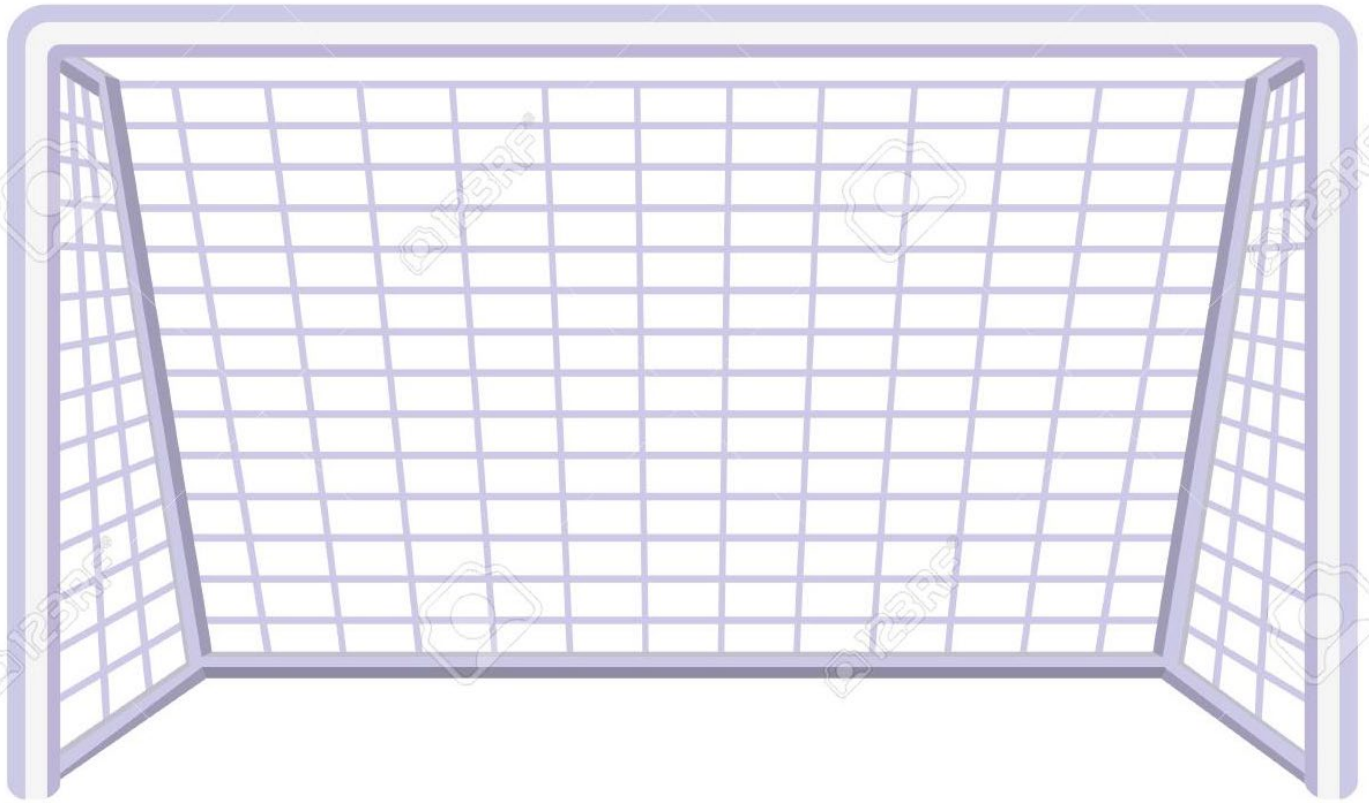


Getting to Secondary School

Getting to Millfield safely is just as important as being there. In the box below, draw the route you are going to take to school (whether that's walking, cycling, driving or by bus). Identify spots where there could be hazards (e.g. busy roads) and explain how you will manage this safely!

My Goals for Secondary School

When you go to Secondary School, you will learn a huge number of new skills, and improve skills you have practiced in Primary School. In the goal below, use the list to write in 10 new skills or things you'd like to build on in your years at Team Millfield.



Be in a school play or production	Speak another language	Represent your school in a national competition
Learn to play a musical instrument	Volunteer in the local community	Travel to another country
Play for a school team	Learn how to survive in the wild	Take care of the school garden
Learn how to manage money	Taste food from another country	Walk the school dog
Cook a new meal from scratch	Read new books	Take part in a fancy dress day
Create a piece of art	Raise money for charity	Become Head Boy or Girl
Learn how to read a map	Join an after school club	Learn to dance
Use computers to create your own website	Learn First Aid	Improve your singing
Make new friends from other schools	Work as part of a team	Try camping

Beyond Secondary School

After secondary school, you can move onto college or an apprenticeship and then to University or into a job! It's normal not to know what you want to do yet but this is a chance for you to have a think about your dream jobs!

Job:

Key Skills:

Subjects to Study:

Icons to represent that job:

Job:

Key Skills:

Subjects to Study:

Icons to represent that job:

Job:

Key Skills:

Subjects to Study:

Icons to represent that job:

TOP TIPS FOR **SECONDARY SCHOOL**

1. Buy an alarm clock. Most secondary schools start at 8.30am so if you have a long journey, you may have an early start.
2. Always eat some breakfast, even if you feel nervous. It's a long time until lunch.
3. Put in plenty of practice at tying your tie. You'll need to be able to do it at speed and under pressure (i.e., after PE) and in a range of styles (long and thin, short and wide...). Then practise putting it on and taking it off without undoing it.
4. Buy a very big, very strong bag. You will have loads to carry. And that's not counting the days when you'll have your PE kit. Girls, don't be tempted to buy a handbag – they're fashionable but they really won't last.
5. If you can, find a friend to walk with on your first day. Things won't seem so daunting if you can go with someone.
6. Don't call it 'playtime' – it's 'break' now.
7. When you are given your timetable, make at least three copies: one for your bag, one for your pocket and a spare for home.
8. Work out how you'll be paying for your lunch – if it's being done through our parent pay system, make sure you're topped up for your first day.
9. Go through your timetable and pack your bag the night before – there's never time in the morning to find your planner.
10. Never be afraid to ask for help if you're not sure where to go.
11. At lesson changeover, stick with someone who knows where they're going. And don't try to go against the flow of traffic, you'll only be trampled.
12. Relax and try to enjoy it – in no time at all, it'll seem like you've been there forever. And this time next year, you'll be showing the new intake around the school.