

## Millfield Science and Performing Arts College Destinations

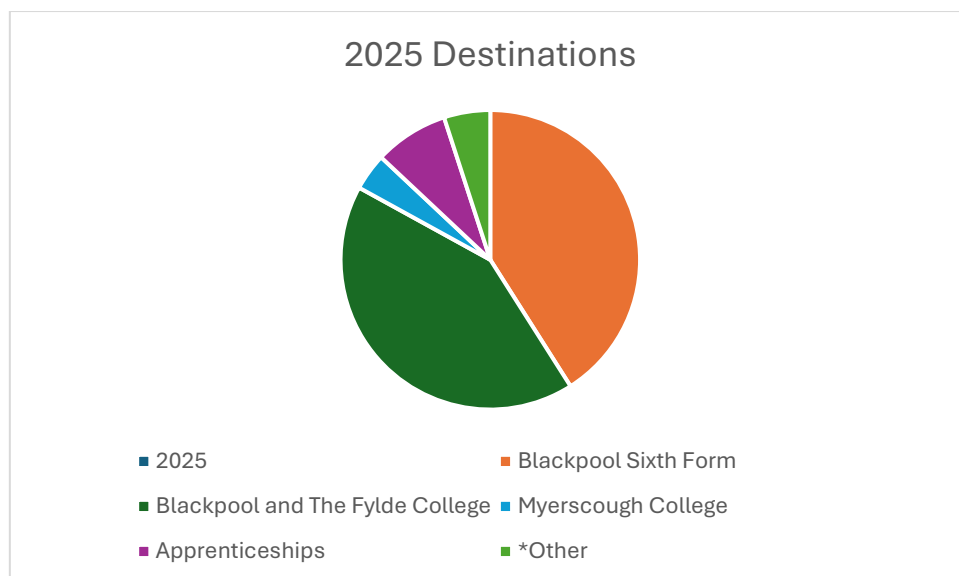
### Pupil Destinations

It is of great importance to us that we keep records of and draw conclusions from our young peoples' changing career aspirations, expectations, plans and behaviours whilst they are in school. It allows us to better advise them on their future careers.

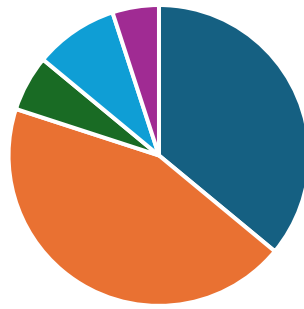
We are also extremely interested in what happens to our pupils once they leave the school as successful transitions are a key outcome for a good careers programme. By scrutinising the data and patterns we are able to draw conclusions and better evaluate and then improve our careers programme.

All students receive a careers interview with a level 6 qualified independent careers advisor. A record of their post-16 intended destination is maintained in order to help us identify students who may need support with their career journey.

Destination	Percentage destination				
	2021	2022	2023	2024	2025
Blackpool Sixth Form	45%	44%	46%	36%	41%
Blackpool and The Fylde College	36%	41%	40%	44%	42%
Myerscough College	4%	2%	3%	6%	4%
Apprenticeships	11%	5%	6%	9%	8%
*Other	4%	8%	5%	5%	5%
Millfield NEET %	96%	96%	93%	95%	
National NEET %	94%	94%	93%	91%	
DfE website gives 2023 /24 data as provisional					

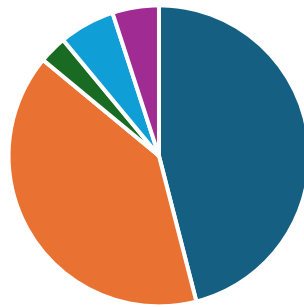


### 2024 Destinations



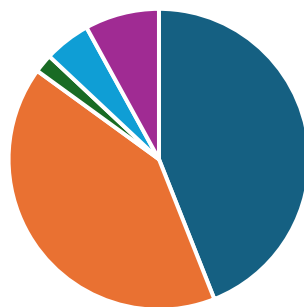
- Blackpool Sixth Form
- Blackpool and The Fylde College
- Myerscough College
- Apprenticeships
- \*Other

### 2023 Destinations



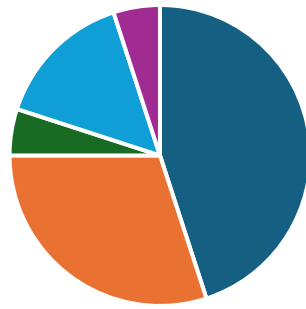
- Blackpool Sixth Form
- Blackpool and The Fylde College
- Myerscough College
- Apprenticeships
- \*Other

### 2022 Destinations



- Blackpool Sixth Form
- Blackpool and The Fylde College
- Myerscough College
- Apprenticeships
- \*Other

### 2021 Destinations



- Blackpool Sixth Form
- Blackpool and The Fylde College
- Myerscough College
- Apprenticeships
- \*Other